

**FILTER FANS**  
"FF" series

**virdis**

**FF08D24UNR**

standard with fan

> CONTACT US



FF series exhaust filter and filter fans represents a side-mounted cooling solution with filtered ambient air to maintain optimum ventilation inside the electrical cabinets. Screwless connection, fast tool-free mounting system with clip and maintenance friendliness are the main benefits. Available in a wide range of configurations for both indoor and outdoor use.

VENTILATION SYSTEMS

Technical data		
APPROVALS		
Approvals	CE; cURus; cULus; cCSAus	
PERFORMANCE		
Max Airflow	23	m³/h
	14	CFM
Airflow with Exhaust Filter	17	m³/h
	10	CFM
Max Static Pressure	44	Pa
	0.18	in H2O
ELECTRICAL DATA		
Rated Voltage	24	V d.c.
Rated Current	0.092	A
Rated Power	2.2	W
Operating Voltage	12-27.6	V d.c.
Motor Protection	Electronically Protected	
MECHANICAL DATA		
Mounting Wall Thickness	1-2	mm
	0.04-0.08	in
GENERIC DATA		
Spare Parts Filter Media	M08FPF	
Casing Material	PC/ABS UL94 V-0	
RAL Number	7035	

Image is for illustrative purpose only. All specifications, data and drawing are subject to change without notice. Please refer to our terms of sales including our warranty and limited liabilities clauses.

Technical data		
Airflow Direction	Reverse	
Electrical Connection	Wires	
Life Expectancy	100000	h at 25 °C
	100000	h at 77 °F
Wires Section	26	AWG
Fan Noise	30	dB(A)
Filter Class	ISO coarse 55%	ISO 16890
Filter Class	G3	EN 779
Filter Material	thermo-linked progressive structure synthetic fibre	
ENVIRONMENTAL AND THERMAL DATA		
IP Protection Degree	IP54	
Operating Temperature	-10÷55	°C
	14÷131	°F
Storage Temperature	-40÷70	°C
	-40÷158	°F
UL DATA		
UL File Number Recognized Component	E237844	
UL File Number Listed	E500932	
UL Environmental Type Rating	Type 12	
UL Ambient Temperature	55	°C
	131	°F

Image is for illustrative purpose only. All specifications, data and drawing are subject to change without notice. Please refer to our terms of sales including our warranty and limited liabilities clauses.

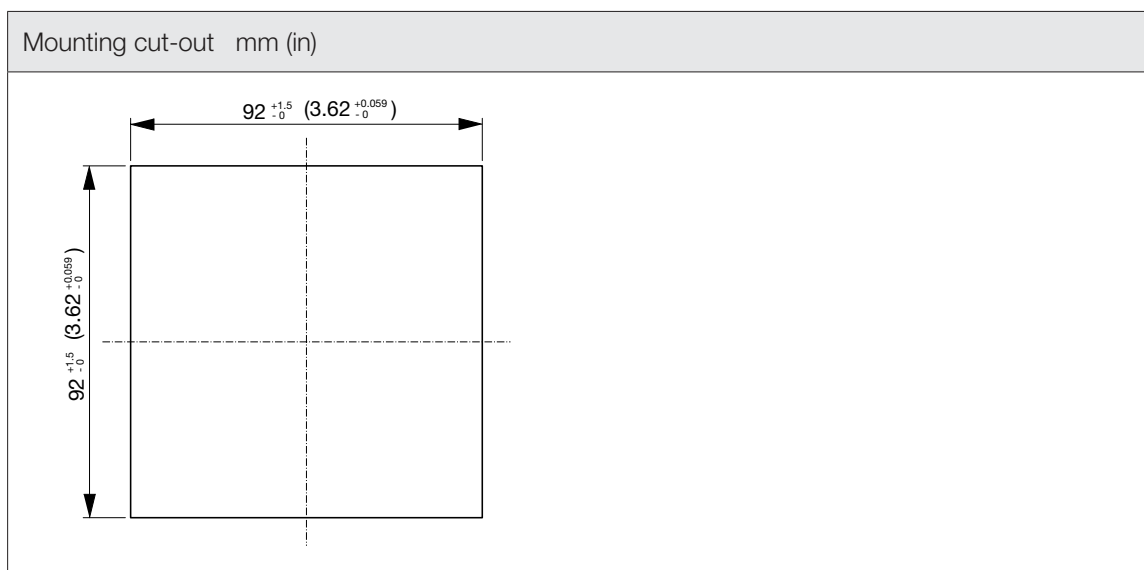
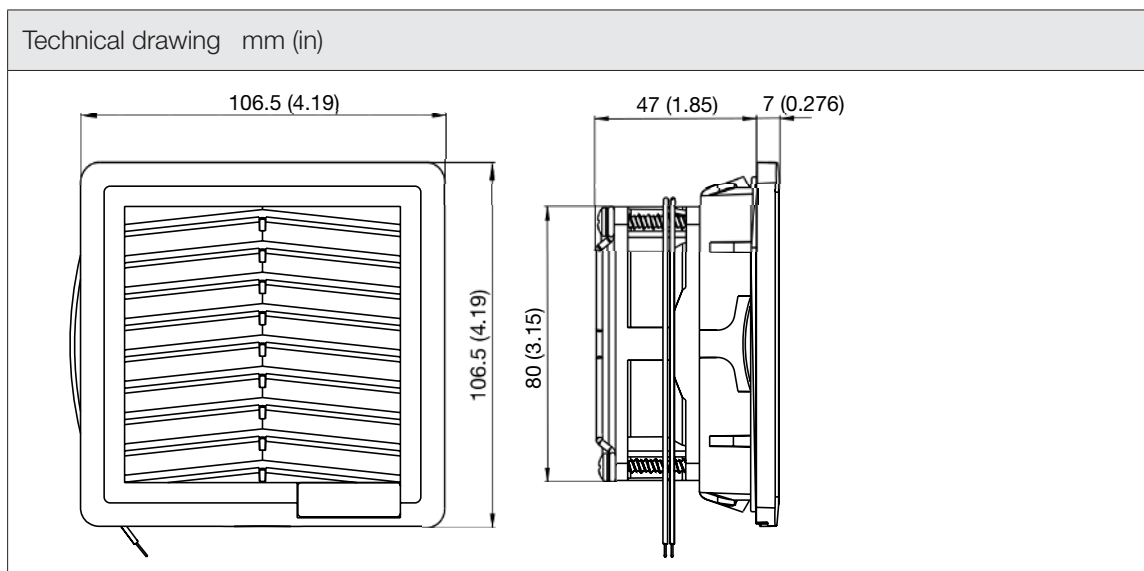


Image is for illustrative purpose only. All specifications, data and drawing are subject to change without notice. Please refer to our terms of sales including our warranty and limited liabilities clauses.

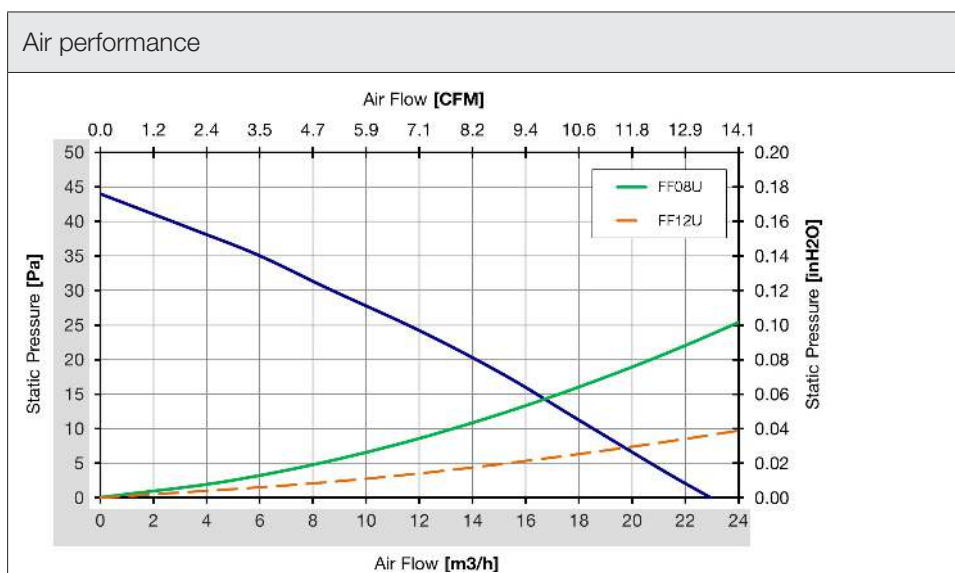


Image is for illustrative purpose only. All specifications, data and drawing are subject to change without notice. Please refer to our terms of sales including our warranty and limited liabilities clauses.