

FILTER FANS "GF" series

virdis

GF20KU230BE

standard with fan

> CONTACT US



GF series exhaust filter and filter fans represents a side-mounted cooling solution with filtered ambient air to maintain optimum ventilation inside the electrical cabinets. Characterized by a mounting system with jacks for thick wall application in both plate and plastic enclosures, and a hinged opening for a filter media replacement in seconds.

VENTILATION SYSTEMS

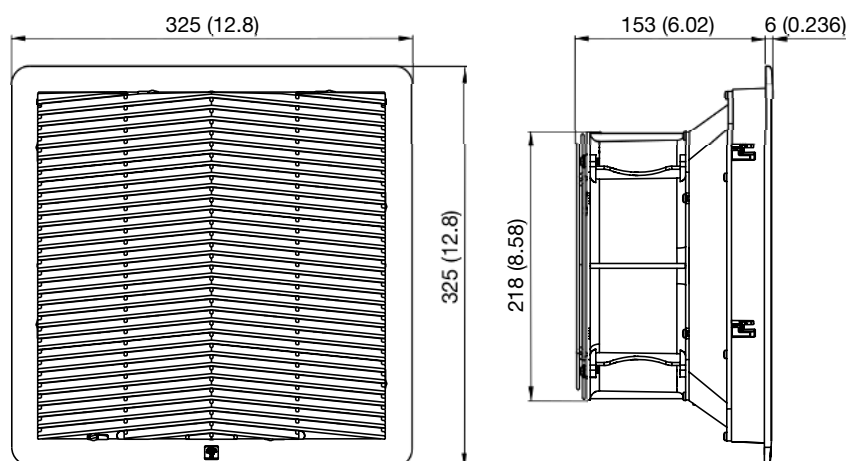
Technical data		
APPROVALS		
Approvals	CE	
PERFORMANCE		
Max Airflow	470/530	m³/h
	277/312	CFM
Airflow with Exhaust Filter	330/380	m³/h
	194/224	CFM
Max Static Pressure	140/156	Pa
	0.56/0.63	in H2O
ELECTRICAL DATA		
Rated Voltage	230	V a.c.
Rated Current	0.33/0.4	A
Rated Power	76/92	W
Operating Voltage	207-253	V a.c.
Frequency	50/60	Hz
Appliance Class	I	
Motor Protection	Thermally Protected	
MECHANICAL DATA		
Mounting Wall Thickness	8-16	mm
	0.31-0.63	in
GENERIC DATA		
RAL Number	7035	

Image is for illustrative purpose only. All specifications, data and drawing are subject to change without notice. Please refer to our terms of sales including our warranty and limited liabilities clauses.

Technical data		
Airflow Direction	Direct	
Electrical Connection	Screwless Terminal Block	
Life Expectancy	70000	h at 25 °C
	70000	h at 77 °F
Wires Section	20-14	AWG
Wires Section	0.75-2.5	mm²
Fan Noise	60/62	dB(A)
Filter Class	ISO coarse 55%	ISO 16890
Filter Class	G3	EN 779
Filter Material	thermo-linked progressive structure synthetic fibre	
ENVIRONMENTAL AND THERMAL DATA		
IP Protection Degree	IP54	
Operating Temperature	-10÷50	°C
	14÷122	°F
Storage Temperature	-40÷70	°C
	-40÷158	°F

Image is for illustrative purpose only. All specifications, data and drawing are subject to change without notice. Please refer to our terms of sales including our warranty and limited liabilities clauses.

Technical drawing mm (in)



Mounting cut-out mm (in)

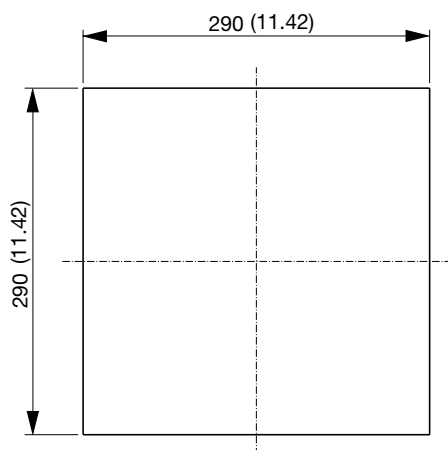


Image is for illustrative purpose only. All specifications, data and drawing are subject to change without notice. Please refer to our terms of sales including our warranty and limited liabilities clauses.

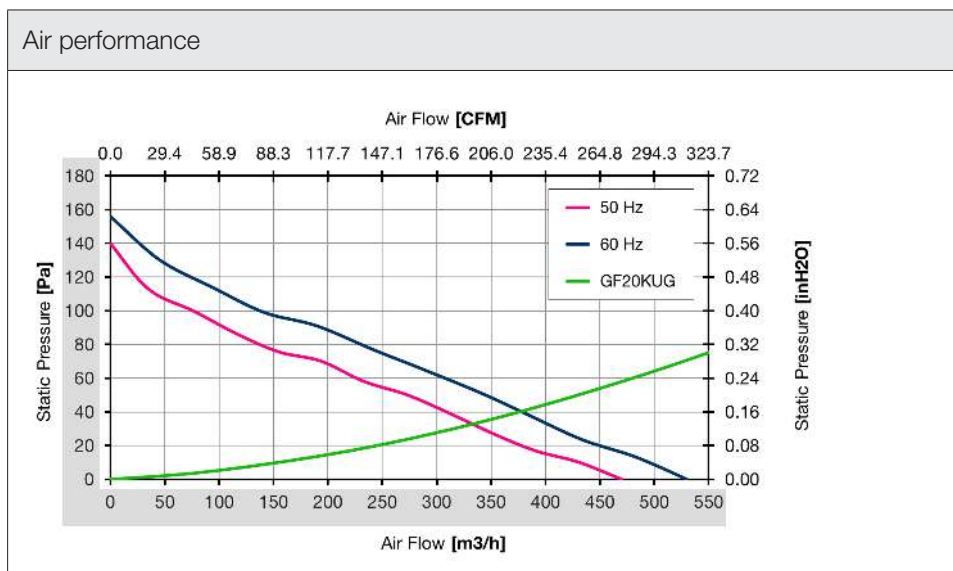


Image is for illustrative purpose only. All specifications, data and drawing are subject to change without notice. Please refer to our terms of sales including our warranty and limited liabilities clauses.