



100W Single Output DC-DC Converter

SD-100 series



■ Features :

- 2:1 wide input range
- Protections: Short circuit / Overload / Over voltage
- 1500VAC I/O isolation
- Built-in EMI filter, low ripple noise
- Low cost
- High reliability
- 2 years warranty

User's Manual



■ GTIN CODE

MW Search: <https://www.meanwell.com/serviceGTIN.aspx>



AS/NZS62368-1



BS EN/EN62368-1
(for D type only)



TPTC004



IEC62368-1
(for D type only)

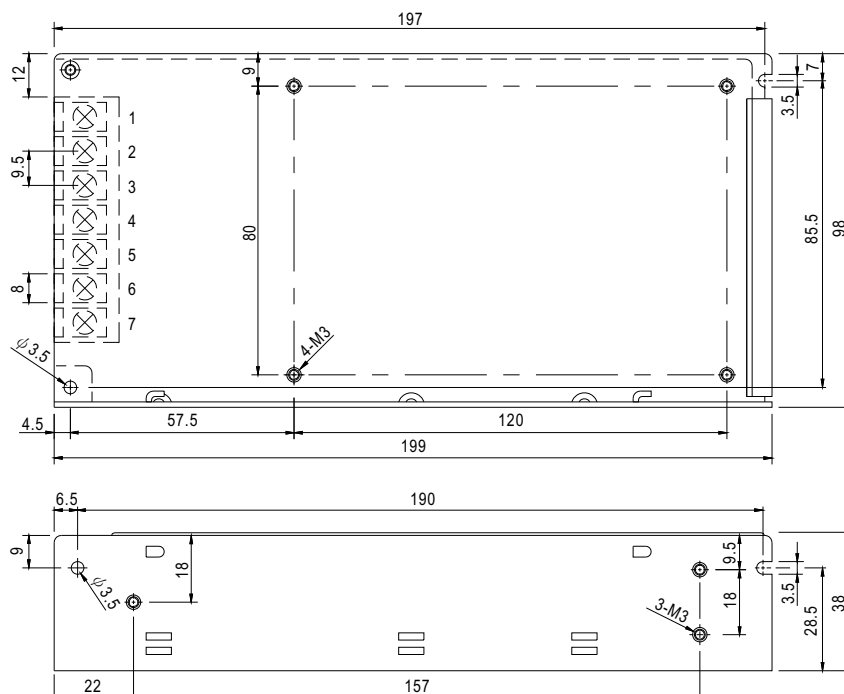


SPECIFICATION

MODEL		SD-100A-5	SD-100B-5	SD-100C-5	SD-100D-5	SD-100A-12	SD-100B-12	SD-100C-12	SD-100D-12	SD-100A-24	SD-100B-24	SD-100C-24	SD-100D-24	
OUTPUT	DC VOLTAGE	5V				12V				24V				
	RATED CURRENT	18A		20A		8.5A				4.2A				
	CURRENT RANGE	0 ~ 18A		0 ~ 20A		0 ~ 8.5A				0 ~ 4.2A				
	RATED POWER	90W		100W		102W				100.8W				
	RIPPLE & NOISE (max.) <small>Note.2</small>	100mVp-p				120mVp-p				150mVp-p				
	VOLTAGE ADJ. RANGE	4.5 ~ 5.5VDC				11 ~ 16VDC				23 ~ 30VDC				
	VOLTAGE TOLERANCE <small>Note.3</small>	±2.0%				±1.0%				±1.0%				
	LINE REGULATION	±0.5%				±0.3%				±0.2%				
	LOAD REGULATION	±0.5%				±0.3%				±0.2%				
	SETUP, RISE TIME	2s, 50ms(only D mode) at full load												
HOLD UP TIME (Typ.)	20ms(only D mode) at full load													
INPUT	VOLTAGE RANGE	A:9.5 ~ 18VDC B:19 ~ 36VDC C:36 ~ 72VDC D:72 ~ 144VDC or 85 ~ 132VAC												
	EFFICIENCY (Typ.)	78%	74%	75%	76%	82%	75%	77%	80%	84%	78%	81%	83%	
	DC CURRENT (Typ.)	9.7A/12V	4.8A/24V	2.4A/48V	1.8A/96V	10.4A/12V	4.8A/24V	2.4A/48V	1.8A/96V	10A/12V	4.8A/24V	2.4A/48V	1.8A/96V	
	INRUSH CURRENT (Typ.)	D:18A/96VDC												
	LEAKAGE CURRENT	<0.75mA/120VAC(SD-100D)												
PROTECTION	OVERLOAD	105 ~ 135% rated output power Protection type : Hiccup mode, recovers automatically after fault condition is removed												
	OVER VOLTAGE	5.75 ~ 6.75V/10% load					16.8 ~ 20V/10% load			31.5 ~ 37.5V 5% load		31.5 ~ 37.5V/10% load		
		Protection type : Hiccup mode, recovers automatically after fault condition is removed												
ENVIRONMENT	WORKING TEMP.	-15 ~ +60°C(SD-100A), -10 ~ +60°C(SD-100B/C/D) (Refer to "Derating Curve")												
	WORKING HUMIDITY	20 ~ 90% RH non-condensing												
	STORAGE TEMP., HUMIDITY	-20 ~ +85°C, 10 ~ 95% RH non-condensing												
	TEMP. COEFFICIENT	±0.03%/°C (0 ~ 50°C)												
	VIBRATION	10 ~ 500Hz, 2G 10min./1cycle, 60min. each along X, Y, Z axes												
SAFETY & EMC <small>(Note 4)</small>	SAFETY STANDARDS	IEC/BS EN/EN 62368-1(for D type only), EAC TP TC 004 approved, design refer to AS/NZS 62368.1												
	WITHSTAND VOLTAGE	I/P-O/P:1.5KVAC I/P-FG:1.5KVAC O/P-FG:0.5KVAC												
	ISOLATION RESISTANCE	I/P-O/P, I/P-FG, O/P-FG:100M Ohms / 500VDC / 25°C / 70% RH												
	EMC EMISSION	Compliance to BS EN/EN55032 (CISPR32) Class B, EAC TP TC 020												
	EMC IMMUNITY	Compliance to BS EN/EN61000-4-2,3,4,6,8, light industry level, EAC TP TC 020												
OTHERS	MTBF	2600.2K hrs min. Telcordia SR-332 (Bellcore) ; 399.9K hrs min. MIL-HDBK-217F (25°C)												
	DIMENSION	199*98*38mm (L*W*H)												
	PACKING	0.65Kg; 20pcs/13.8Kg/0.85CUFT												
NOTE	1. All parameters NOT specially mentioned are measured at 12,24,48,96VDC input, rated load and 25°C of ambient temperature. 2. Ripple & noise are measured at 20MHz of bandwidth by using a 12" twisted pair-wire terminated with a 0.1uf & 47uf parallel capacitor. 3. Tolerance : includes set up tolerance, line regulation and load regulation. 4. The power supply is considered a component which will be installed into a final equipment. All the EMC tests are been executed by mounting the unit on a 360mm*360mm metal plate with 1mm of thickness. The final equipment must be re-confirmed that it still meets EMC directives. For guidance on how to perform these EMC tests, please refer to "EMI testing of component power supplies." (as available on http://www.meanwell.com) 5. The ambient temperature derating of 3.5°C/1000m with fanless models and of 5°C/1000m with fan models for operating altitude higher than 2000m(6500ft). ※ Product Liability Disclaimer : For detailed information, please refer to https://www.meanwell.com/serviceDisclaimer.aspx													

Mechanical Specification

Case No. 902 Unit:mm



Terminal Pin No. Assignment

Pin No.	Assignment	Pin No.	Assignment
1,2	INPUT ※	4,5	DC OUTPUT -V
3	FG ≡	6,7	DC OUTPUT +V

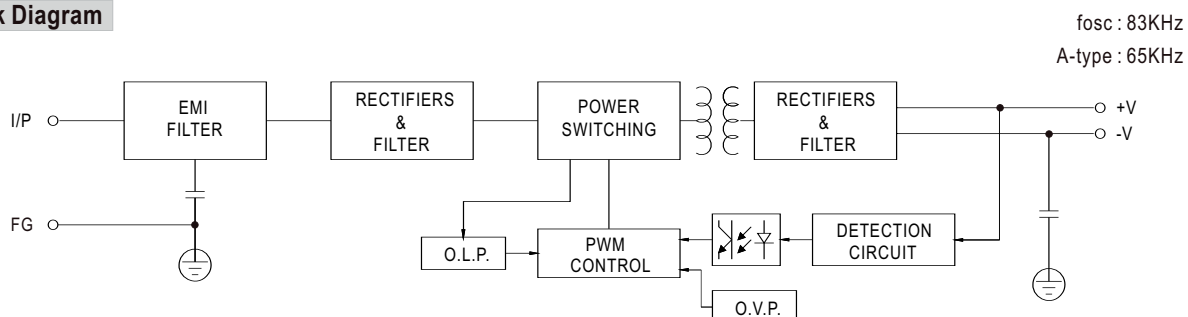
※ SD-100A,B,C

Pin No.	Assignment
1	DC INPUT V+
2	DC INPUT V-

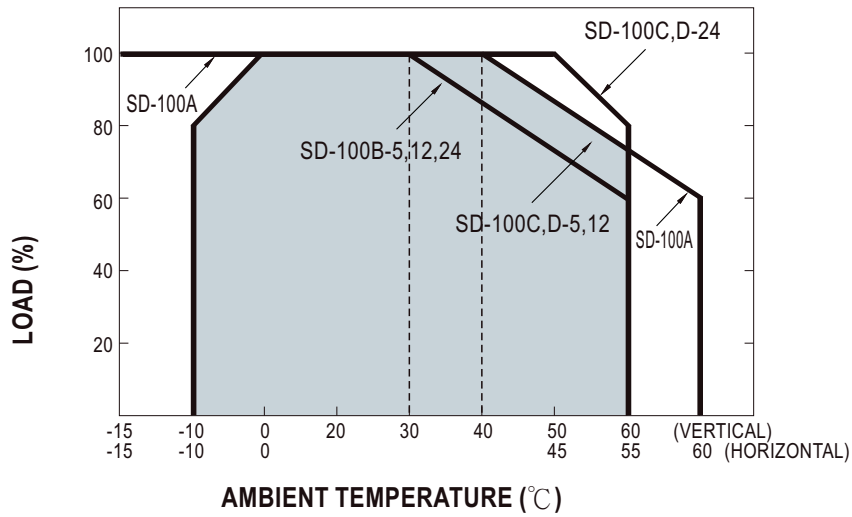
※ SD-100D

Pin No.	Assignment
1,2	AC/DC INPUT

Block Diagram



Derating Curve



Output Derating VS Input Voltage

